

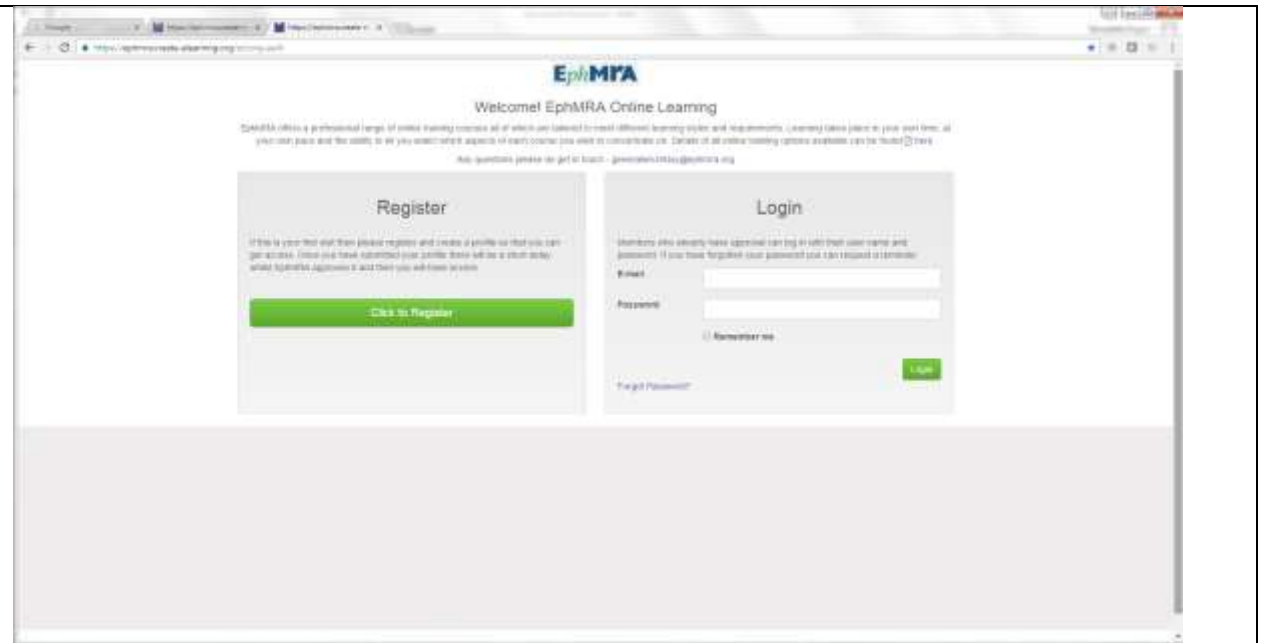
EphMRA Online training – developed and supported by Create eLearning

Step 1

Go to <https://ephmra.create-elearning.org>

Step 2

You arrive at this screen. There is a pdf (top right) explaining what courses are available.



First time – please do Register and you will be taken to the profile form.

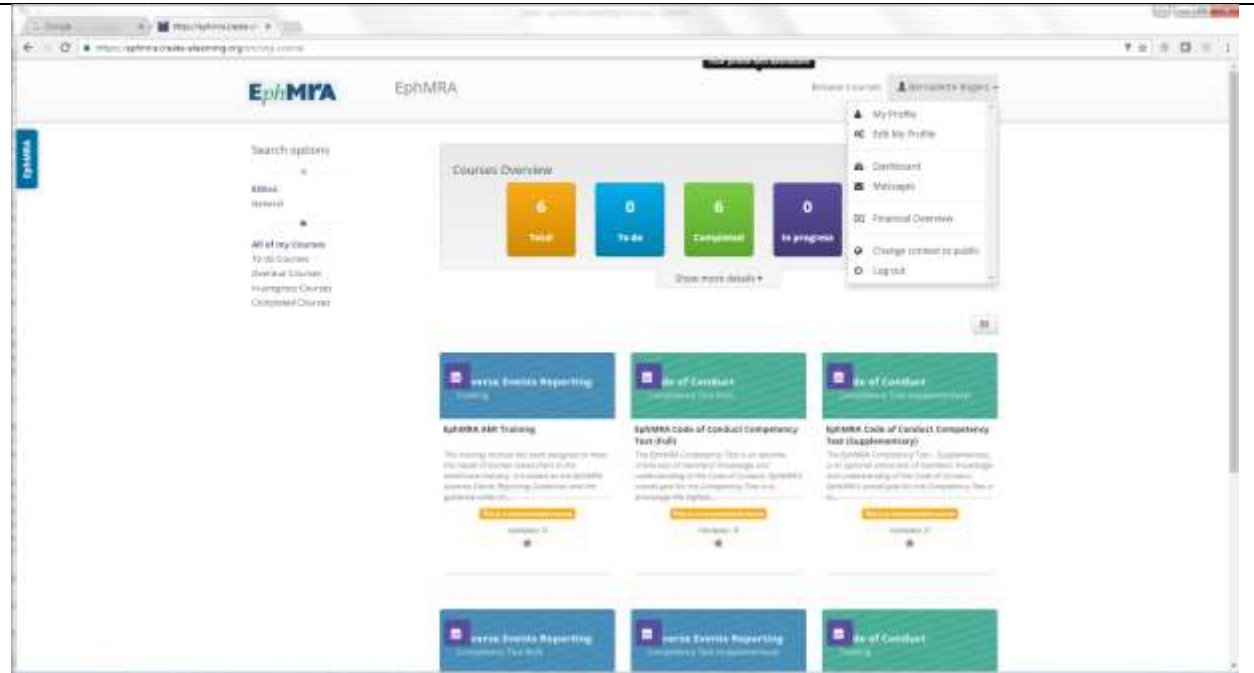
It says:

Please complete the profile form here and click the Register button to submit to EphMRA. All fields need to be completed and please ensure you complete with your company email address (personal email addresses can't be used). Once you have sent the form to EphMRA it will be checked and if all is in order then you will receive a Welcome email

We aim to approve your access within 24 hours. Please be patient if it takes a little longer due to staff absence. This is the only time you will have to wait however – after this you can access whenever you wish.

A screenshot of a web browser showing the registration page for EphMRA Online Training. The page has a white background with a dark header. A central white box contains the registration form with the following fields: First Name, Last Name, Company Name, Job Title, and Email. A green 'Register' button is at the bottom right of the form. The background shows a blurred view of the website's content.

Access approved then log in – you will see a screen like this. This is your own personal dashboard which you can return to and check that all courses and tests that your company has asked you to take are completed.

A screenshot of the EphMRA user dashboard. The page features a navigation menu on the left with a 'Dashboard' button. The main content area includes a 'Courses Overview' section with four colored buttons: 'To do' (orange), 'To do' (blue), 'Completed' (green), and 'In progress' (purple). Below this are three course cards: 'EphMRA A&P Training', 'EphMRA Code of Conduct Competency Test (Full)', and 'EphMRA Code of Conduct Competency Test (Supplementary)'. Each card has a description and a 'View Details' button. A user profile dropdown menu is open in the top right corner, showing options like 'My Profile', 'Edit My Profile', 'Dashboard', 'Messages', 'Financial Overview', 'Change content to public', and 'Logout'.

The 6 EphMRA Ethics training offerings are available to you:

EphMRA Training Courses:

Code of Conduct Training AER Training	A certificate of completion is available at the end
--	---

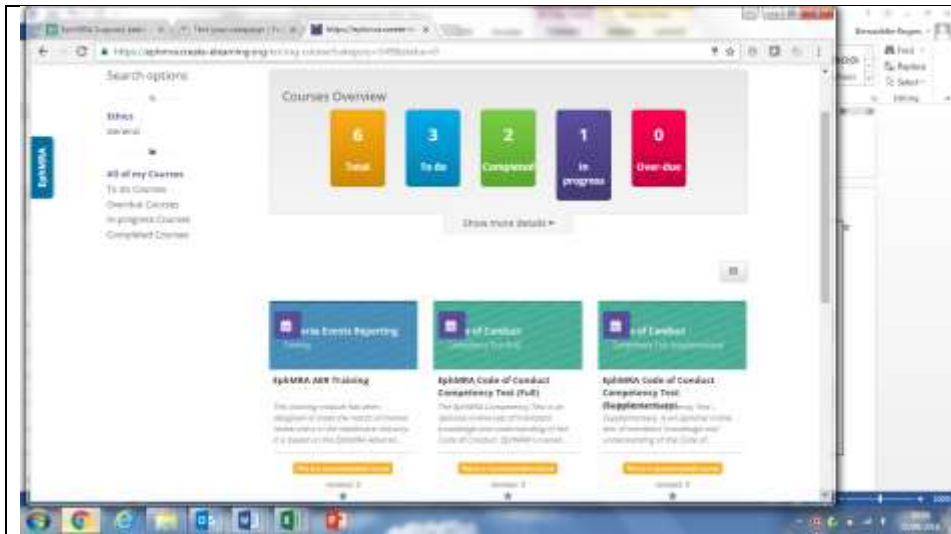
Code of Conduct Competency Tests:

Code of Conduct Competency Test – the complete test which fulfils EphMRA’s requirements	Code of Conduct Competency Test – supplementary test. EphMRA members who are also BHBIA members will have the opportunity to take this supplementary test which covers EphMRA specific requirements and, in combination with the BHBIA Legal and Ethical Guidelines Competency Certificate, meets EphMRA’s full requirements.
---	---

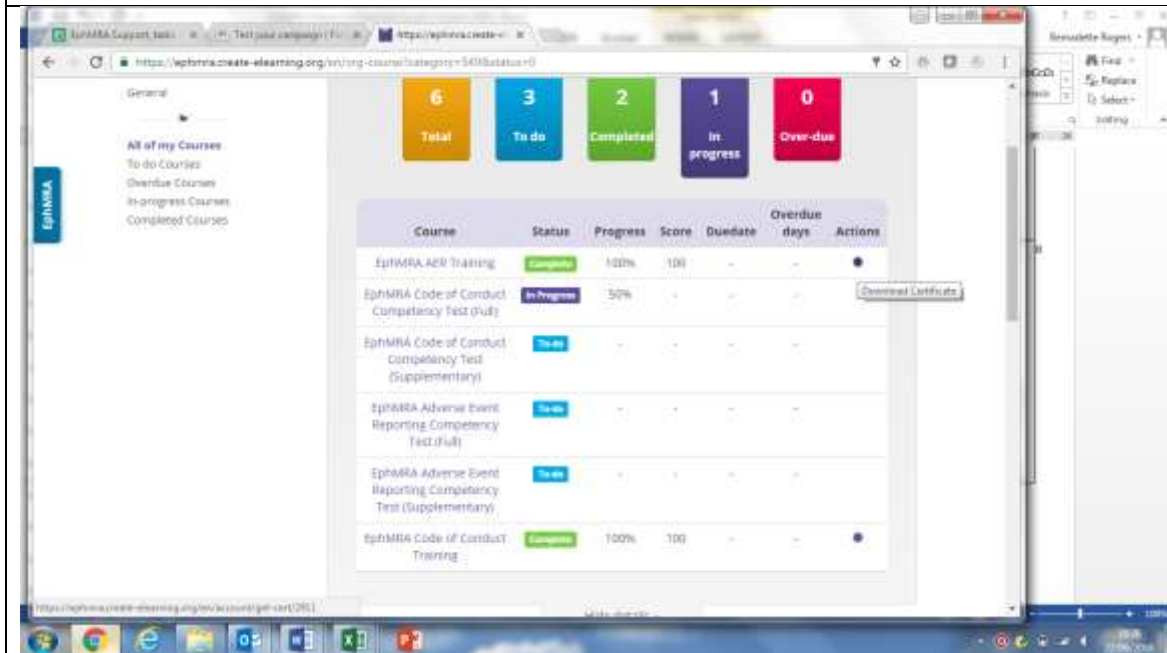
AER Competency Tests

AER Competency Test – the complete test which fulfils EphMRA's requirements for AER training.	AER Competency Test – supplementary test. EphMRA members who are also BHBIA members have the opportunity to take this supplementary test which covers EphMRA specific requirements and, in combination with the BHBIA certificate, meets EphMRA’s full requirements.
---	--

Your dashboard



Click on Show more details and it takes you to the below next screen:



On the right hand side under Actions – this is where you can return and find your certificates. You can download these at any time.

